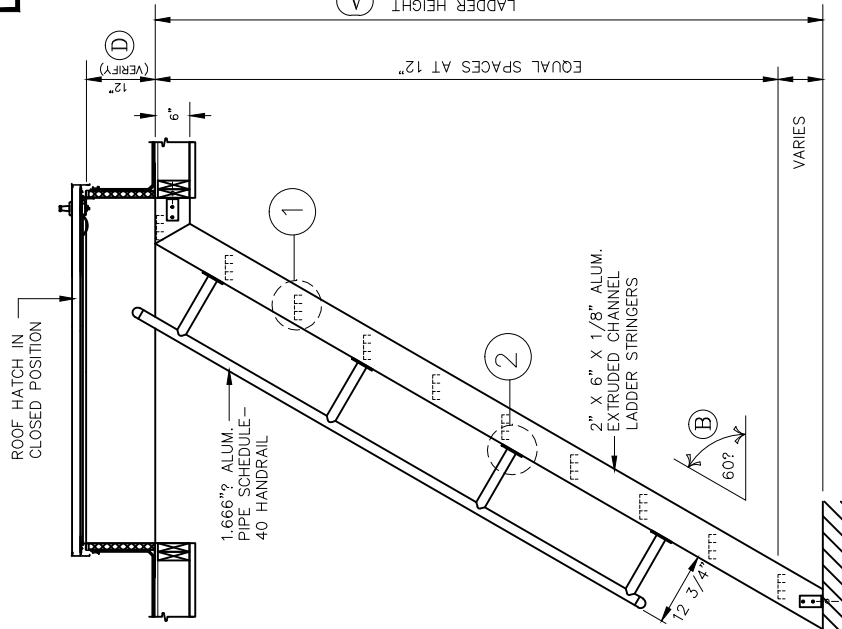
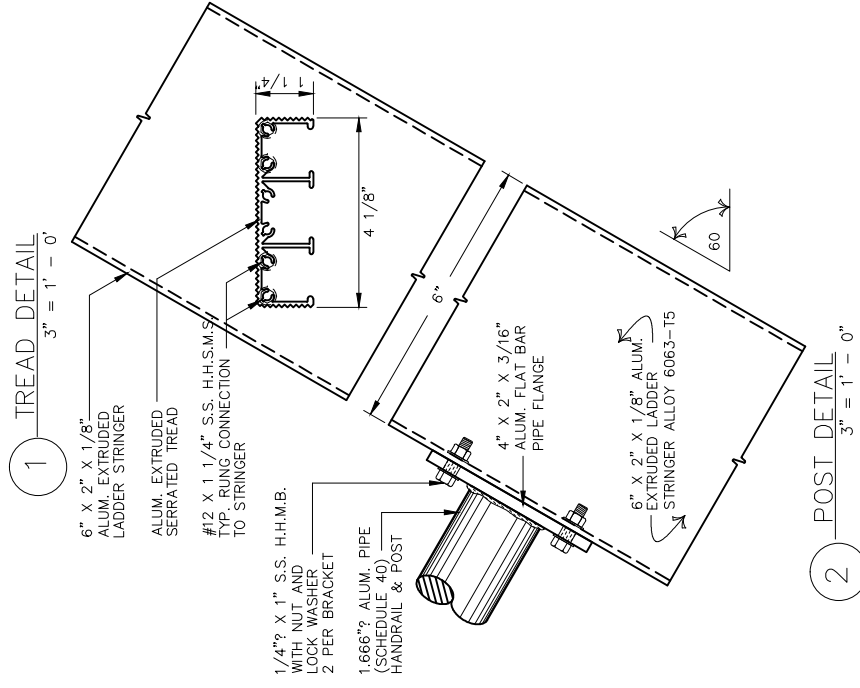


FRONT ELEVATION
N.T.S.



SIDE ELEVATION
N.T.S.



1 TREAD DETAIL
3" = 1' - 0"

2 POST DETAIL
3" = 1' - 0"

CONTRACTOR TO VERIFY:

(A) _____ LADDER HEIGHT
 (B) _____ LADDER ANGLE
 (C) _____ LADDER WIDTH
 (D) _____ ROOFHATCH BASE HEIGHT


APPROVED BY: _____
DATE: _____

SALE NO. _____
DRAWN : _____
DATE : _____
SHEET : _____ OF _____

ALUMINUM SHIPS LADDER
ACCESS TO ROOF HATCH MODEL 523A 60°

MILL FINISH BRONZE ANODIZED
 POWDER COATING CLEAR ANODIZED

_____ QUANTITY _____ OF _____



O'KEEFE'S, INC.
 325 NEWHALL STREET TEL: (415) 824-4900
 SAN FRANCISCO, CA 94124 FAX: (415) 824-5900